












Livestock Identification and Owner's Registration Guide

People with animals listed below must apply to be registered owners of livestock;
All livestock must be identified with the registered identifiers as outlined on the
owner's registration Property Identification Code (PIC) card.

	<p>Alpacas, llamas (and other camelids) must be branded by 6 months of age or before leaving the property of birth. They may be earmarked. The brand may be applied as a tattoo in the ear or as an eartag imprinted with the registered brand. Stud animals may be identified with the registered Breed Society mark applied as per that society's guidelines.</p>
	<p>Buffalo must be either branded (fire or freeze brand) on the left rump or shoulder or earmarked. Firebrands may be applied to the horns. Stud animals may be identified with the registered Breed Society mark applied as per that society's guidelines. All buffalo must have an NLIS electronic device in their right ear before movement from a property.</p>
	<p>Cattle must be either branded (fire or freeze brand) on the left rump or shoulder or earmarked before they leave the property or by 6 months of age in the agricultural areas, or by 18 months in the pastoral area, whichever occurs first. Stud animals may be identified with the registered Breed Society mark applied as per that society's guidelines. All cattle must have an NLIS electronic device in their right ear before movement from any property.</p>
	<p>Deer must be either earmarked or branded. The brand can be a fire or freeze brand on the left rump or shoulder, applied as an ear tattoo or displayed on an eartag. Stud animals may be identified with the registered Breed Society mark applied as per that society's guidelines.</p>
	<p>Goats in agricultural areas must be identified with an NLIS ear tag by 6 months of age or before leaving a property, whichever occurs first. The NLIS ear tag must be imprinted with the PIC or registered brand of the owner. Goats in pastoral areas must be identified before leaving the property. Exemptions apply for pastoral goats sent direct to slaughter or an approved depot. Stud dairy goats are exempt from NLIS identification if identified with the registered Breed Society mark applied as per that society's guidelines.</p>
	<p>Horses must be branded (fire or freeze brand) on the left shoulder. Stud horses may be identified with the registered Breed Society mark applied as per that society's guidelines.</p>
	<p>Ostrich identification/registration is optional however if owners are registered and wish to identify their birds, it must be done in the approved manner: brand with either a neck tag or a leg band, embossed with the registered brand or Breed Society mark. This should be done before 6 months of age or before they reach 1m in height.</p>
	<p>Pigs over the age of 10 weeks must be branded with a pig slap brand/tattoo on the left shoulder (if the owner has bred the animal) or the right shoulder (not bred by owner) no more than seven days before removal from the property. Stud animals may be identified with the registered Breed Society mark applied as per that society's guidelines.</p>
	<p>Sheep must be earmarked by weaning, 6 months of age or before they leave the property, whichever occurs first. They must have an NLIS ear tag before removal from a property. The NLIS eartag needs to be imprinted with the registered brand or PIC of the sheep's current owner. Use a year of birth colour tag applied to the opposite ear to the earmark for animals born on the property; use a pink tag applied to the same ear as the earmark for animals brought onto the property. It's advisable to tag lambs at earmarking.</p>

Further information: Brands Office T: 9780 6207; E: brands@agric.wa.gov.au or www.agric.wa.gov.au

Important Disclaimer

The Chief Executive Officer of the Department of Agriculture and Food and the State of Western Australia accept no liability whatsoever by reason of negligence or otherwise arising from the use or release of this information or any part of it.

© Western Australian Agriculture Authority 2013

Transport and movement: identification and document requirements

	Different property with same PIC		Abattoir from property of birth		All other destinations (saleyard, other property with different PIC, feedlot)	
	Identification	Documents	Identification	Documents	Identification	Documents
Alpaca	Brand (tattoo or eartag)	Waybill ⁽³⁾ or PIC card ⁽⁴⁾	Brand (tattoo or eartag)	Waybill	Brand (tattoo or eartag)	Waybill
Cattle and Buffalo	Brand ⁽¹⁾ or earmark ⁽²⁾ AND NLIS electronic device **NEW**	Waybill or PIC card ⁽⁴⁾	Brand or earmark AND NLIS electronic device **NEW**	Cattle NVD ⁽⁵⁾ Waybill	Brand or earmark AND NLIS electronic device. NLIS database ⁽⁷⁾ updated by receiver.	Cattle NVD Waybill
Deer	Earmark or brand or tattoo	Waybill or PIC card ⁽⁴⁾	Earmark or brand or tattoo	Waybill	Earmark or brand or tattoo	Waybill
Goats	NLIS tag printed with brand of owner. Earmarks optional.	Waybill or PIC card ⁽⁴⁾	NLIS tag printed with brand of owner (pastoral goats are exempt). Earmarks optional.	Goat NVD Waybill	NLIS tag printed with brand of owner. Earmarks optional. NLIS database ⁽⁷⁾ updated by receiver.	Goat NVD Waybill
Horses	Brand	Nil	Brand	Nil	Brand	Nil
Ostriches	Brand (neck tag or leg band) - optional	Nil	Brand (neck tag or leg band) - optional	Waybill	Brand (neck tag or leg band) - optional	Waybill
Pigs	Nil	Waybill or PIC card ⁽⁴⁾	Shoulder tattoo on left shoulder	Pig Pass NVD Waybill	From property of birth - tattoo on left shoulder; from any other property - on right shoulder	Pig Pass NVD Waybill
Sheep	Earmark AND NLIS tag printed with brand (or PIC) ⁽⁶⁾ of owner.	Waybill or PIC card ⁽⁴⁾	Earmark and NLIS tag printed with brand (or PIC) ⁽⁶⁾ of owner.	Sheep NVD Waybill	Earmark AND NLIS tag printed with brand (or PIC) ⁽⁶⁾ of owner. NLIS database ⁽⁷⁾ updated by receiver.	Sheep NVD Waybill

- (1) Unless stated otherwise, the brand is a fire or freeze brand mark applied to the hide/skin of the animals.
- (2) Earmarks should only be applied on the property of birth.
- (3) Waybill – a form that provides proof that stock are being moved with the owner’s consent. Requires PIC of property of dispatch and destination.
- (4) PIC card – for regular movements between properties with the same PIC, the PIC card or a full copy must accompany stock at all times. Stock must be identified according to the details on that PIC card.
- (5) National Vendor Declaration/Waybill – a commercial requirement containing valuable information for the buyer regarding livestock treatments and animal health; combined with a waybill.
- (6) NLIS ear tags for sheep and goats may have a brand or a PIC. Using a brand requires a transfer on the NLIS database and re-tagging only when ownership changes. Using the PIC requires a transfer on the NLIS database and re-tagging to the new PIC even if owned by the same person. NLIS electronic identification is permitted.
- (7) Movements of sheep, goats, cattle and buffalo must be recorded on the NLIS database: www.nlis.mla.com.au

NOTE: DAFWA Stock Inspectors and WA Police Officers can inspect stock in transit for correct ID and waybills at any time.